

2013 Energy Baseline Report Summary: *utilities and fuel procurement*



Jon Clubb

Climate Change Coordinator, LGYH

background

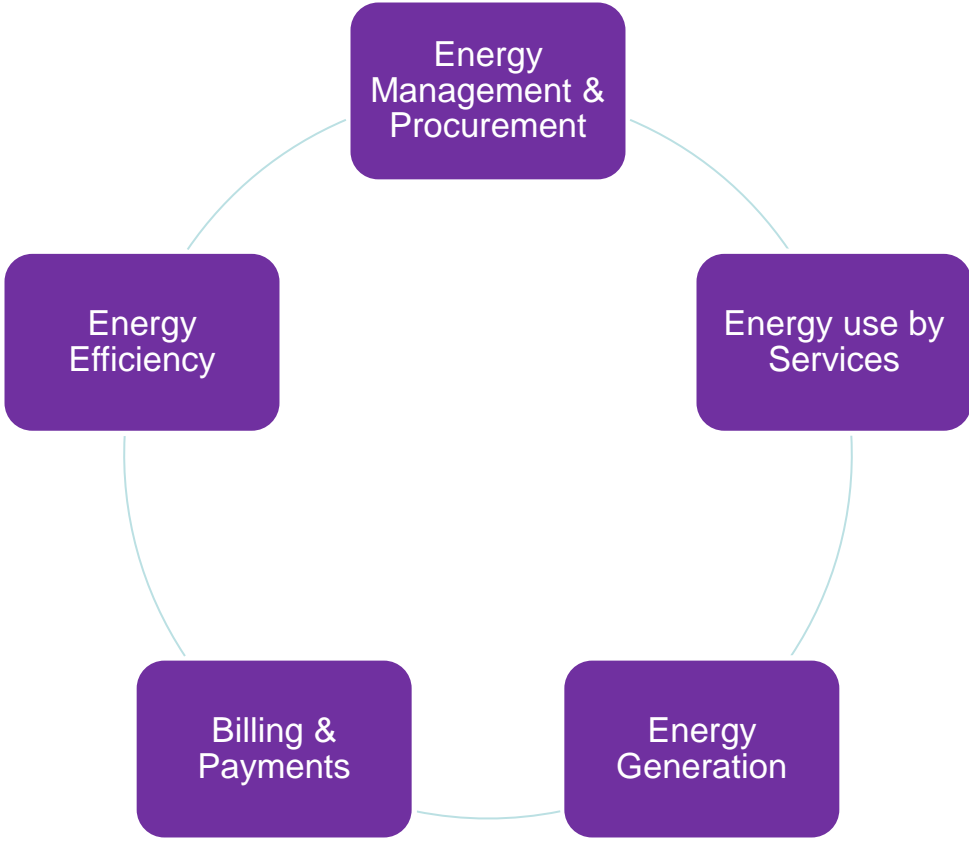
- £120m annual spend on utilities and fuel, regionally
- YORprocure Strategic Procurement Group priority
- Needed to deepen our understanding of current practice
- Learn and share good practice
- Identify next steps



participants

Barnsley MBC	Craven DC	Doncaster MBC	ERYC	Humberside Police	West Yorkshire Police
Hambleton DC	Harrogate BC	Kirklees Council	Leeds CC	South Yorkshire Police	South Yorkshire Fire Service
NYCC	Richmondshire DC	Rotherham MBC	Sheffield CC		
	Wakefield Council	City of York			

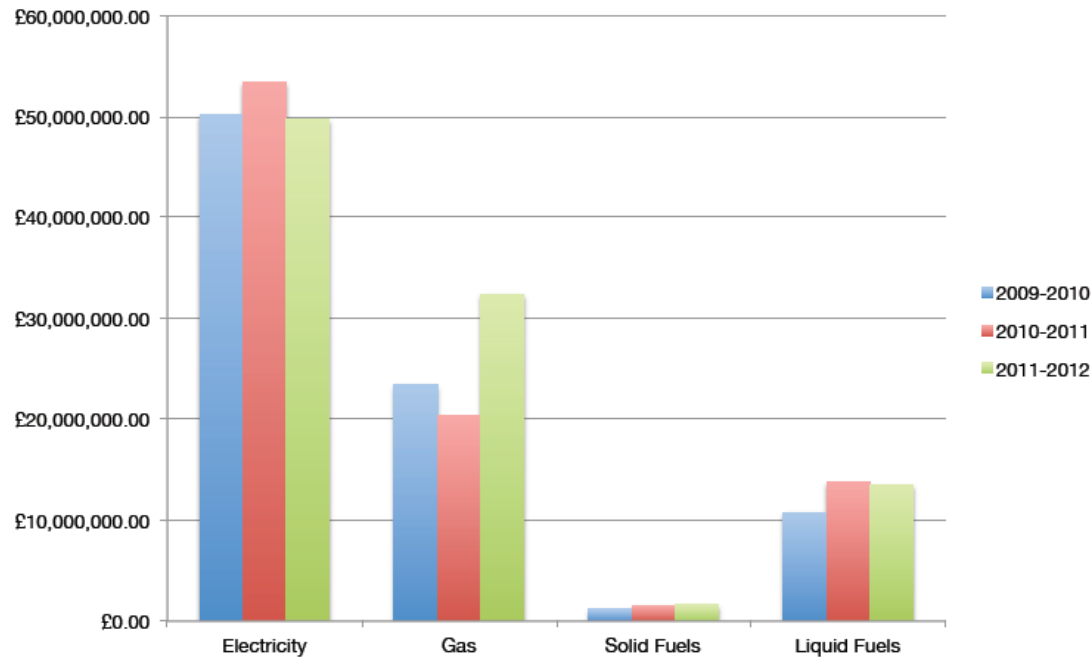
data collection



energy management

- Collective spend of £271m from 2009/10 - 2011/12
- 79% have energy management in corporate plan
- 65% of organisations have energy / carbon reduction plan

Fig 1.1 Annual energy spend by type 2009 - 2012

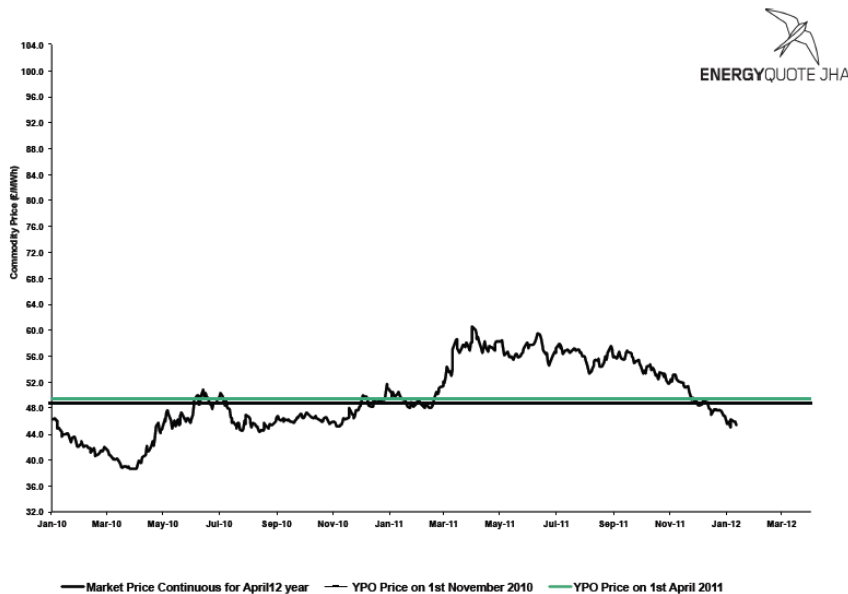


energy management

- All but one organisation purchase all energy through YPO
- Provides 12 month budget certainty
- 'Transforming Government Procurement' compliant

Appendix B: Yorkshire Purchasing Organisation Electricity & Gas prices Jan 2010 - March 2012

B1: Electricity



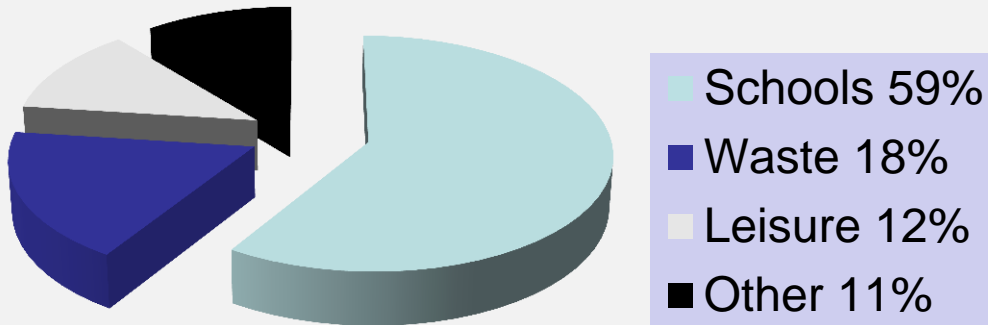
factors effecting energy prices



energy use by services

“59% of organisations can say that each of their service departments or buildings are aware of their energy consumption and spend”.

% energy use by service area



telematics

- Route optimisations
- Speed limiters
- GPS tracking
- Live fuel fill data

renewable energy generation

- Solar PV has seen a significant increase in installations
- First wave of biomass boilers is being installed
- Biomass popular for rural areas

Doncaster MBC RHI Success!

Biomass Boiler at Doncaster Museum

£20,000 income pa for 20 years

Renewable Energy Generation	2015	2016	2017	2018	2019	2020
Solar PV	218					
Wind Turbines						
Solar Thermal					3	
Ground Source Heat Pumps	0.00				3	
Biomass Boilers	180.00		3	0	4	
TOTAL	22073.06	5	24	44	552.00	19

billing and payment



- 88% of respondents check and confirm each energy bill
- BACS most popular payment method, followed equally by direct debit and invoice
- 12 respondents using smart metering

“16 respondents reported financial savings by switching payment methods with Barnsley reporting an annual saving of around £80,000”

bill checking

ROTHERHAM

In house
management

- Part-time role, 3 days per week, 1956 contracts...
- Liaison with suppliers, pursue credits
- Site visits and assist with building surveys
- In 2011/12 returned £70k from errors

HARROGATE

Third party
checks on bills

- TEAM check utility bills with SIGMA software
- 157 sites, 3264 bills pa
- Saved £59,737 in 2011/12
- Annual validation fee is £20,620

NORTH YORKSHIRE CC

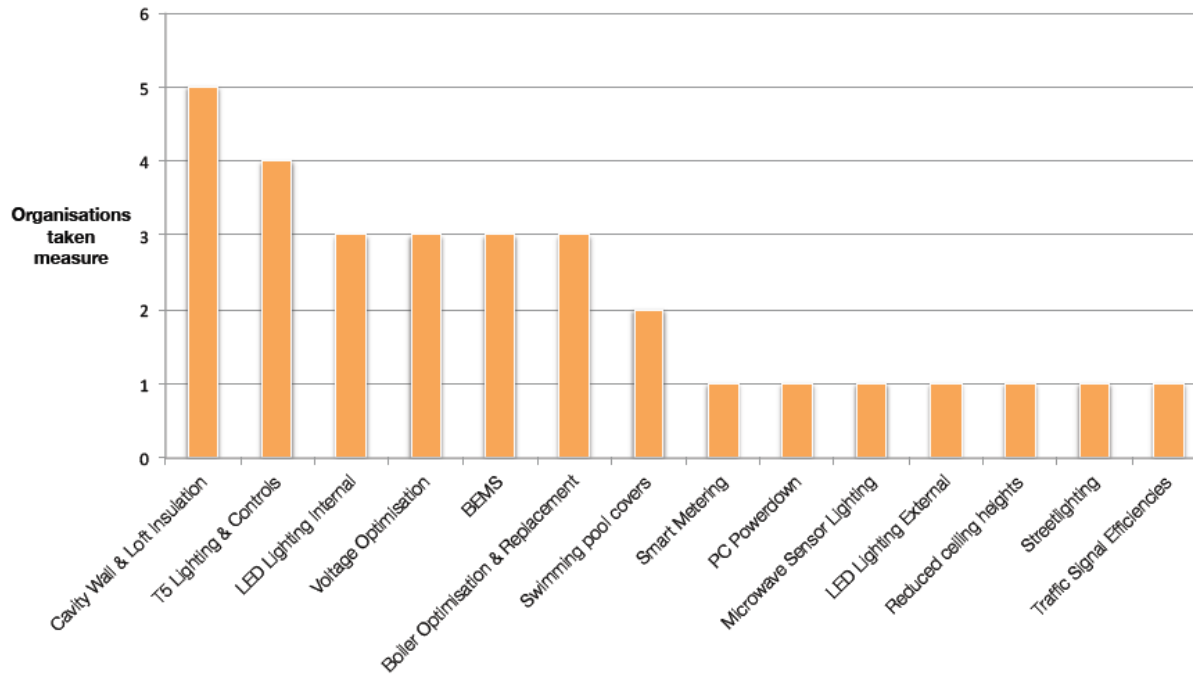
SystemsLink
software

- SystemsLink monitors consumption and spend
- On-site training and set up provided
- £2,725 one off cost, £950 annual subscription

energy efficiency

- We ask respondents to describe the most successful energy savings measures adopted ...

Fig 5.1 Energy Efficiency Measures Already Taken



learning and next steps

- Data on energy consumption and spend tells a story
- Clear benefits of investing in utility bills management
- Lots of good practice that can be more widely shared
- Demonstrates the corporate approach required to energy
- Complex interdependencies between service areas
- Limited data on installed renewable energy generation
- Very wide range of energy efficiency measures... relevant to local circumstances
- Having brought everyone together, identify shared actions

further information



Jon Clubb

Climate Change Coordinator

jon.clubb@lgyh.gov.uk

07970 120827